



### **GFR3200** Heated Safety Station with Eyewash, Top Inlet, Rated for Class I, Division 1 Environment

**Application:** Class I, Division 1 rated electric heat-traced stations prevent freezing in extremely hazardous, cold weather conditions where flammable gases are routinely expected. Thermostat regulated units are heated by self-limiting heat-tracing cable wrapped around internal pipe. Units are intended for cold weather use down to -40°F. See 'Thermostatic Mixing Valves' section to ensure tepid water compliance with ANSI Z358.1-2014.

**Heating Cable:** Self-regulated with external termination guards. Thermostat activates when internal piping temperature falls below 50°F. FM, UL, and CSA approved for Class I, Division 1, Groups B, C, and D.

**Electrical System:** Unit is fully wired at factory. Junction box and components rated for Class I, Division 1, Groups B, C, and D. Requires 120 VAC single phase power supply. Heat-trace indicator light included. **Note:** *In order to meet Class I, Division 1 requirements, approved conduit and fittings must be used during installation.*

**Jacket/Insulation:** UV-resistant orange ABS plastic with polyethylene foam insulation. Jacket sections are secured with removable stainless steel screws for easy maintenance.

**Shower Head:** 10" diameter orange ABS plastic with 20 GPM flow control.

**Shower Valve:** 1" IPS brass stay-open ball valve. US-made with brass ball and PTFE seals. Includes stainless steel actuating arm and 29" stainless steel pull rod.

**Spray Head Assembly:** Freeze-resistant with float-off dust covers and internal flow control.

**Eyewash Valve:** 1/2" IPS brass three-way self-draining stay-open ball valve. US-made with brass ball and PTFE seals. Includes 1/2" NPT port to drain water from spray heads after use.

**Pipe and Fittings:** Schedule 40 galvanized steel.


**Supply:** 1-1/4" NPT female top inlet.

**Sign:** ANSI-compliant identification sign.

**Quality Assurance:** Factory tested prior to shipment. Ships fully assembled and crated.

#### Available Options

- G6040** Thermostatic mixing valve.  
**Note:** *Must be installed in a non-freezing environment.*
- SSH** Stainless steel shower head
- GRN** Green ABS plastic shower head and shell
- HV** 240 volt heat-tracing
- TL** Heat-trace indicator light
- SP** Scald protection valve
- FP** Freeze protection valve
- ALC** Clear Area Light (ships separately from unit)



#### Alarm Options

Specify desired alarm using fourth digit of model number, as follows:

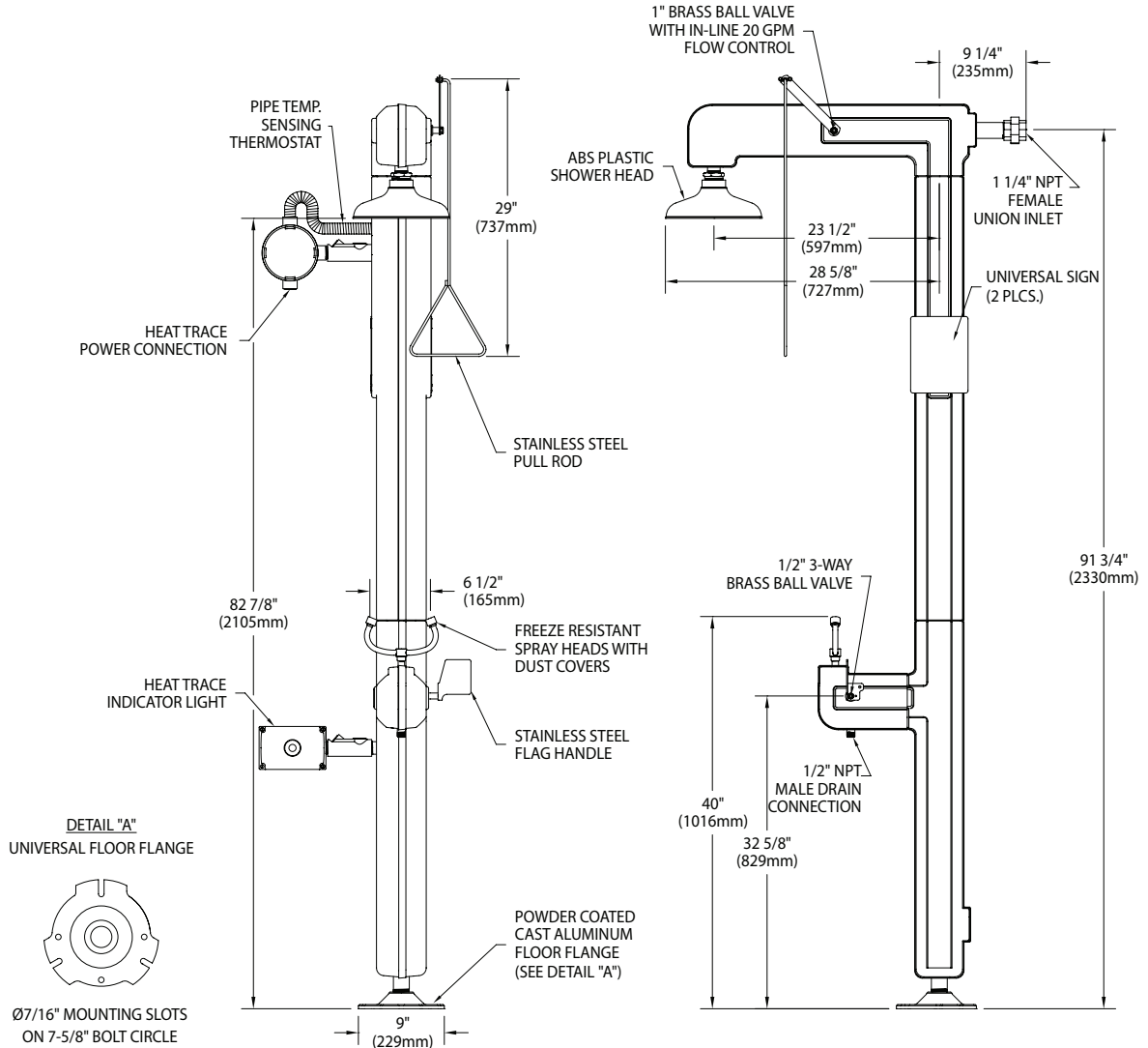
- 0** No alarm
- 1** Single pole, double throw flow switch for remote sensing capability



### □ GFR3200 Heated Safety Station with Eyewash, Top Inlet, Rated for Class I, Division 1 Environment

**NOTES:**

1. FREEZE RESISTANT SPRAY HEAD ASSEMBLY WITH INTERNAL 3.2 GPM FLOW CONTROL AND FLOAT OFF DUST COVERS.
2. DESIGNED FOR USE IN A CLASS I, DIVISION 1, GROUPS B, C, & D ENVIRONMENT.
3. PEAK HEAT TRACE POWER CONSUMPTION IS 80 WATTS.
4. IN ORDER TO MEET CLASS I, DIVISION 1 REQUIREMENTS, APPROVED CONDUIT AND FITTINGS MUST BE USED. ALL THREADED ELECTRICAL CONNECTIONS MUST HAVE HAZARDOUS LOCATION RATED SEALANT APPLIED TO THREADS.



Rev. 072619

THIS SPACE FOR ARCHITECT/ENGINEER APPROVAL

Sign Included



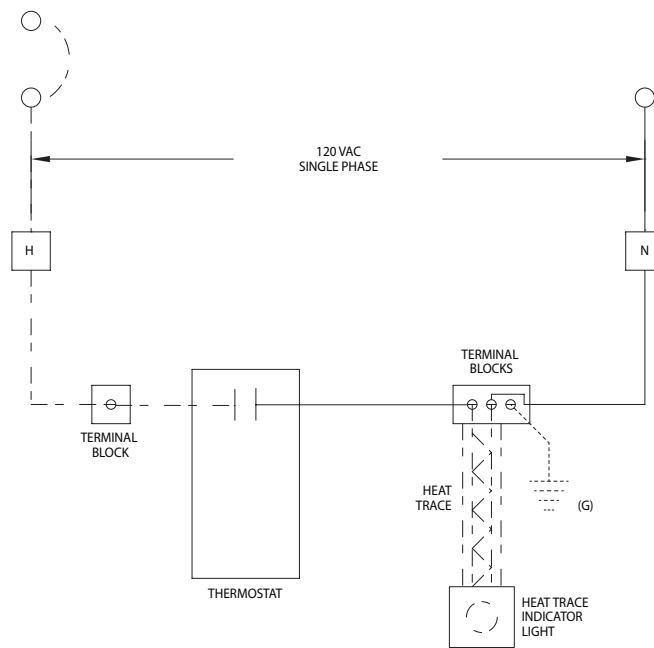
Due to continuing product improvement, the information contained in this document is subject to change without notice. All dimensions are ± 1/4" (6mm). rev. 080119





### □ **GFR3200** Heated Safety Station with Eyewash, Top Inlet, Rated for Class I, Division 1 Environment

**SHOWER CONTROL WIRING SCHEMATIC**  
CIRCUIT BREAKER WITH GFCI REQUIRED  
(FOLLOW NEC AND LOCAL ELECTRICAL CODES)



THIS SPACE FOR ARCHITECT/ENGINEER APPROVAL

Due to continuing product improvement, the information contained in this document is subject to change without notice. All dimensions are  $\pm 1/4"$  (6mm). rev. 080119

Sign Included

